

# SMARTFOOD® Scary Good Popcorn Balls





## Ingredients

- ½ cup Smartfood® Movie Theater Butter Flavored Popcorn
- ¼ cup butter (½ stick)
- 1 tsp vanilla
- 4-5 cups mini marshmallows
- ¾ cup chocolate Halloween-colored candies
- ¾ cup candy corn

## How to make it

1. Melt the butter in a large saucepan over medium heat.
2. Then put in your vanilla and marshmallows into the melted butter.
3. Be sure to stir until the marshmallows are melted and creamy.
4. Pour the marshmallow mixture over your Smartfood® popcorn until fully coated and then allow to cool for 5 minutes.
5. Add ½ cup of your chocolate Halloween candies and candy corn.
6. Cut your popcorn into 10 sections.
7. Shape popcorn into balls.
8. Add rest of candies onto the outside of the popcorn balls.
9. Let the popcorn balls cool for an hour.



			
PREP TIME	COOK TIME	TOTAL TIME	SERVING
10 Minutes	-	-	10

## Made with



**Smartfood® Movie Theater Butter Flavored Popcorn**